
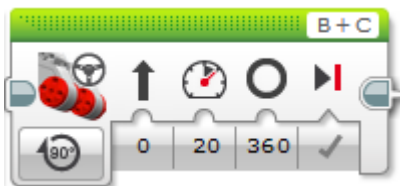




# Richtwerte zum Programmieren




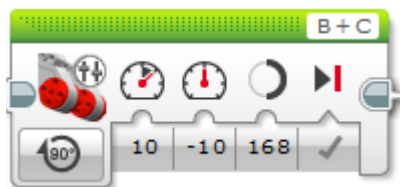
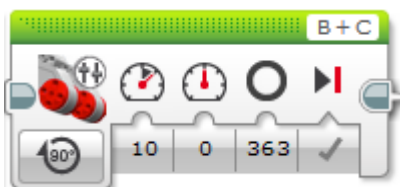
Geradeausfahrt



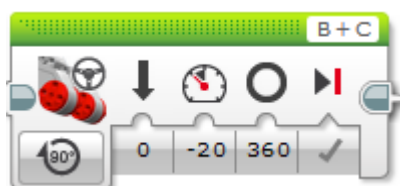
entspricht 18 cm Strecke

cm	Grad
1	20
2	40
3	60
5	100
10	200

90° Roboterdrehung im Uhrzeigersinn




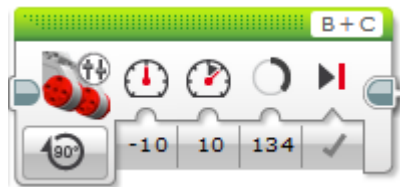
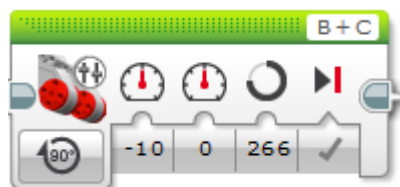
Geradeausfahrt



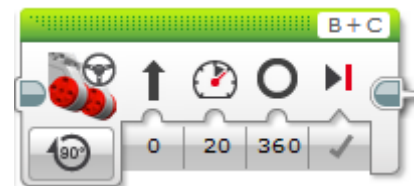
entspricht 26 cm Strecke

cm	Grad
1	14
2	28
3	42
5	70
10	140

90° Roboterdrehung im Uhrzeigersinn



Geradeausfahrt



entspricht 13 cm Strecke

cm	Grad
1	28
2	56
3	84
5	140
10	280

90° Roboterdrehung im Uhrzeigersinn

